

---

## CAIRNGORMS NATIONAL PARK AUTHORITY

---

### FOR INFORMATION

**Title:** National Park Plan 4-Monthly Progress Report 4

**Prepared by:** Gavin Miles, Strategic Planning and Policy Officer

#### **Purpose**

To provide the Board and all the partners involved in delivering the National Park Plan with regular updates of progress in delivering the National Park Plan.

#### **Recommendations**

That the Board note progress in delivering the National Park Plan.

#### **Executive Summary**

This paper provides a summary of progress in delivering the actions set out in the National Park Plan and an assessment of the likelihood of achieving the 5-year outcomes under each Priority for Action. It shows that:

- a) By the end of 2009, 70% of the 5-year outcomes are considered to be likely to be achieved by 2012 but that there is doubt or uncertainty about the current ability to achieve 30% of the 5-year outcomes by 2012.
- b) By the end of 2009, about 70% of the actions in the National Park Plan were considered to be on track to be delivered, with about 30% of the actions requiring more work to be delivered by 2012






## NATIONAL PARK PLAN 4-MONTHLY PROGRESS REPORT 4 - FOR INFORMATION

### Background

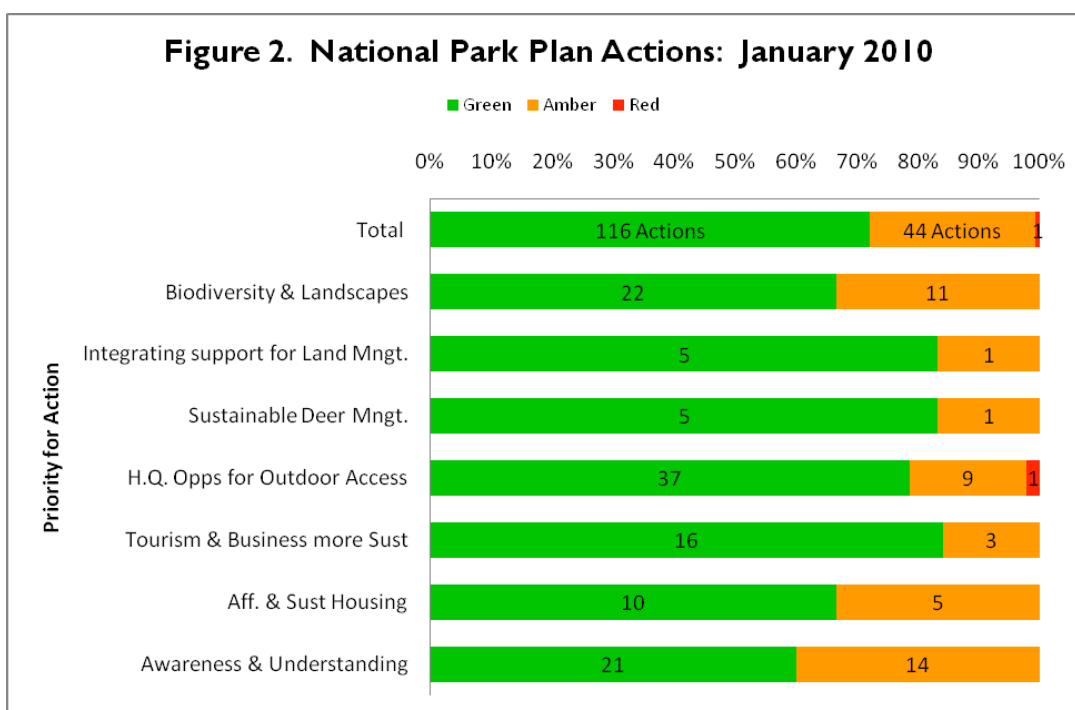
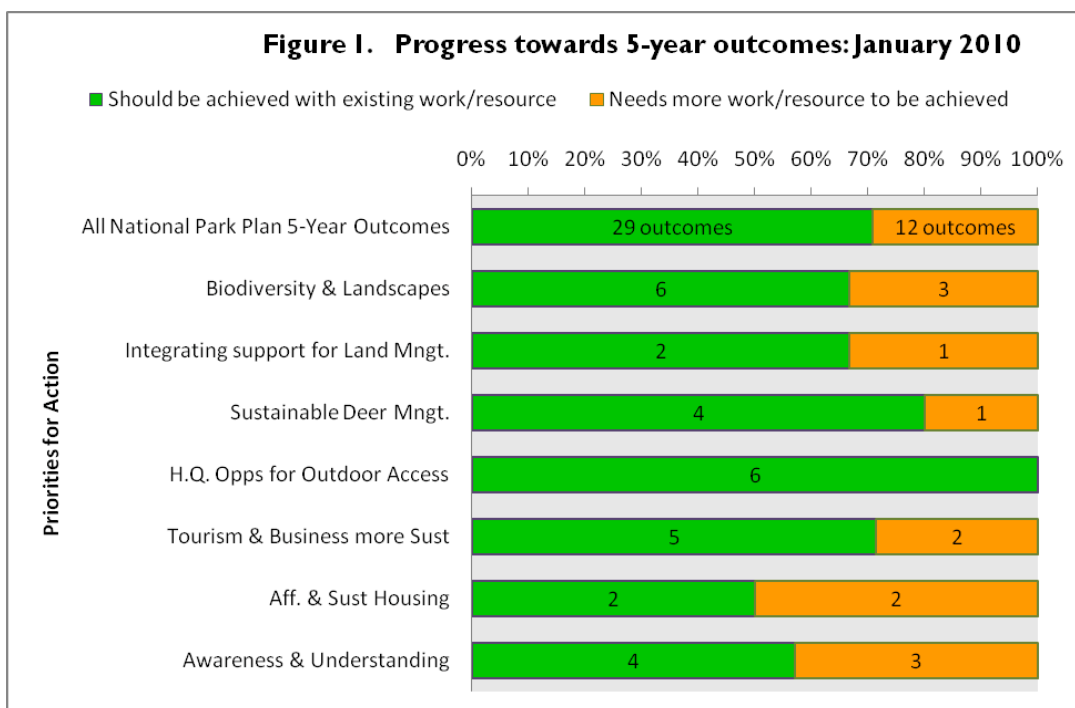
1. This is the fourth 4-monthly report on delivery of the National Park Plan following reports in January, May and October 2009. The last 4-monthly progress update was included in the Board Paper that reported the National Park Plan mid-term health check in October 2009. The mid-term health check allowed us to take stock of progress so far and provide a clearer focus for work priorities to 2012. Because of the short timescale between these reports there is little change of substance to be reported here.

### Achievement of Outcomes and Delivery of Actions

2. The assessment of progress towards 5-year outcomes is summarised using 5 classes associated with a specific definition:

	<b>1 Will not be achieved</b>
	<b>2 Unlikely to be achieved</b>
	<b>3 Needs more work/resource to be achieved</b>
	<b>4 Should be achieved with existing work/resource</b>
	<b>5 Achieved</b>

3. The assessment of progress in delivering actions for each priority for action is based on a simpler 'traffic light' system of green-amber-red to provide a simple visual summary where:
  - a) **Green** = Progress towards the outcome or action is on track and there is confidence that the outcome or action will be achieved by, or before 2012;
  - b) **Amber** = There is uncertainty about whether the outcome or action will be achieved, or there may be delays in achieving it.
  - c) **Red** = The outcome or action will not, or is unlikely to be achieved.
4. The assessment is undertaken by the respective CNPA officers managing each Priority for Action. Further detail on the reasoning behind the assessment of individual outcomes is provided in the tables of Annex 1.
5. Figures 1 and 2 show the assessment of progress in delivering the National Park Plan's outcomes and actions for each priority for action at January 2010.
6. The CNPA estimates in Figure 1 that 70% of the 5-year outcomes will be achieved by 2012 with existing work and resources and that around 30% of the outcomes require more work to be achieved by 2012. None of the outcomes are considered to be unachievable by 2012, and none have been fully achieved yet. This picture is the same as was reported in October 2009 when the Board were also given the results of the mid-term health check.



7. Figure 2 shows that around 70% of the actions in the Park Plan are considered to be green and on track to be delivered, with around 30% considered to be amber and requiring more attention or alternative action. One action is considered to be red (not achievable by 2012) at this time. However, that action relates to the extension of the Speyside Way to Newtonmore, and is programmed to be completed by March 2013.

### Policy Context

8. This paper is concerned with the delivery of the National Park Plan. It is therefore also central to the 5 strategic and 3 cross-cutting themes of the CNPA Corporate

Plan, and to the ability of the National Park Plan and its delivery partners to deliver the Scottish Government's National Outcomes.

## **Implications**

### ***Financial Implications***

9. The National Park Plan requires a significant amount of work and resource over the next two years for its outcomes to be delivered by 2012. This will present challenges for all partners in maintaining or increasing resources.

### ***Presentational Implications***

10. This paper does not raise any particular presentational issues. There has been clear progress in delivering the National Park Plan over its first three years, and notable examples of delivery will be reported the National Park Plan annual progress report for 2009/10.

### ***Implications for Stakeholders***

11. The implications for other organisations, stakeholders and communities are all tied to the partners' ability to deliver the Park Plan's outcomes over the next 2 years. They will all face financial constraints over the coming years and will feel the effects of any significant changes to expenditure or effort by others. The National Park Plan continues to offer a focus for partners to be more creative and efficient in delivering their own and the National Park Plan's outcomes within the National Park.

## **Next Report**

12. The next report on the National Park Plan will be in May 2010 and will include the annual review of progress.

**Gavin Miles**  
**22 January 2010**

[gavinmiles@ Cairngorms.co.uk](mailto:gavinmiles@ Cairngorms.co.uk)